

KITCHEN & WARDROBE LIGHTING



mochen®

Approachable **Lighting Solution**
for wardrobe and Modular Kitchen

About Us

Mochen, an Italian word comes from the two powerful name 'Mo'dular kit'chen'. MOCHEN is India's premier kitchen storage brand established in 2006. Since then it has attained a remarkable position in kitchen accessories world and its success is based on delivering cost-effective, design-led solutions tailored to suit customer's specific needs.

MOCHEN offers the wide range of Drawer Slides, Hinges, Tandem Box, PVC Cutlery, Modular Kitchen Accessories, Kitchen Organisers, Kitchen Storage Solution, Wardrobe Accessories, and more. We have in-house manufacturing of all these items managed by the most professional people with the utmost experience and in order to achieve more excellence we have collaboration with German Brand.



mochen®

Akbarpur Barota Industrial Area,
Safiabad Road, in front of HP Petrol
pump , Near Narela Industrial Area,
Dist. Sonipat, Haryana 131103

I N D E X

AC Lights - Driver / Adaptors are not required _____ 04-09

DC Lights - Driver / Adaptors are required _____ 10-23

Battery Lights _____ 24-27
Inbuilt Sensor, No need of wire &
can be stuck with magnet

Profiles _____ 28-32
Aluminium Profiles of Different Sizes





ROUND SURFACE LIGHT AC

Round surface light used in kitchen and Wardrobes and in most of the places.

SPECIFICATION

- 3W input voltage
- AC 200-240
- Life Span 50000 HRS
- High Brightness Energy Saving
- Elegant Appearance
- Long Working Life 7 Years
- No Need of Driver
- Color Available WW/NW/WH





FLUTE LIGHT :- SURFACE MOUNT AC


No need of adaptor these are direct light can be used in kitchen, wardrobe and at various options direct on screw with holes at the end provided the box itself use it any place inside drawer cabinet, base cabinet, below upper cabinet.

SPECIFICATION

- 4W-8W-12W Input Voltage - AC 200-240V
- Life Span 50000 Hrs
- High Brightness Energy Saving
- Elegant Apperance
- Long Working Life 7 Years
- The Brightness of Ordinary Incandescent Lamp
- 90% Energy Saving in the Ordinary Incandescent
- 25 times the life of Ordinary Incandescent
- Size : 300mm Cabinet | 600mm Cabinet | 900mm
- Color Available WW/WH



**“EXPERIENCE THE
BRIGHTNESS OF A STAR”**



KITCHEN DRAWER LIGHT AC

Lighting Kitchen Drawers

When you open your refrigerator door, and now your cabinets, you appreciate the light. So why not do the same for your drawers? Simple putting woodmech drawer lights and make your silverware sparkle. You don't need a diffused lens here as there is no glare, only sparkle. If you prefer using a switch or sensor with the drawers and the lights will turn on when the drawers are opened and then turn off automatically after you close them.

SPECIFICATION

- Driverless.
- Can add sensor 220V.
- Cabinet Switch for On/Off.
- Colour Available WW & WH





LED GLASS SHELF LIGHTING AC

Glass shelf lighting -light up glass edges
Cabinet shelf / Glass shelf support light
shelves.

SPECIFICATION

- Watt -8W
- Driver-No Need of Adaptor
- Profile -2 Stainless steel
- Cabinet Size -564mm
- Glass support -8
- DOB -2
- Colour Available WW/WH/BL





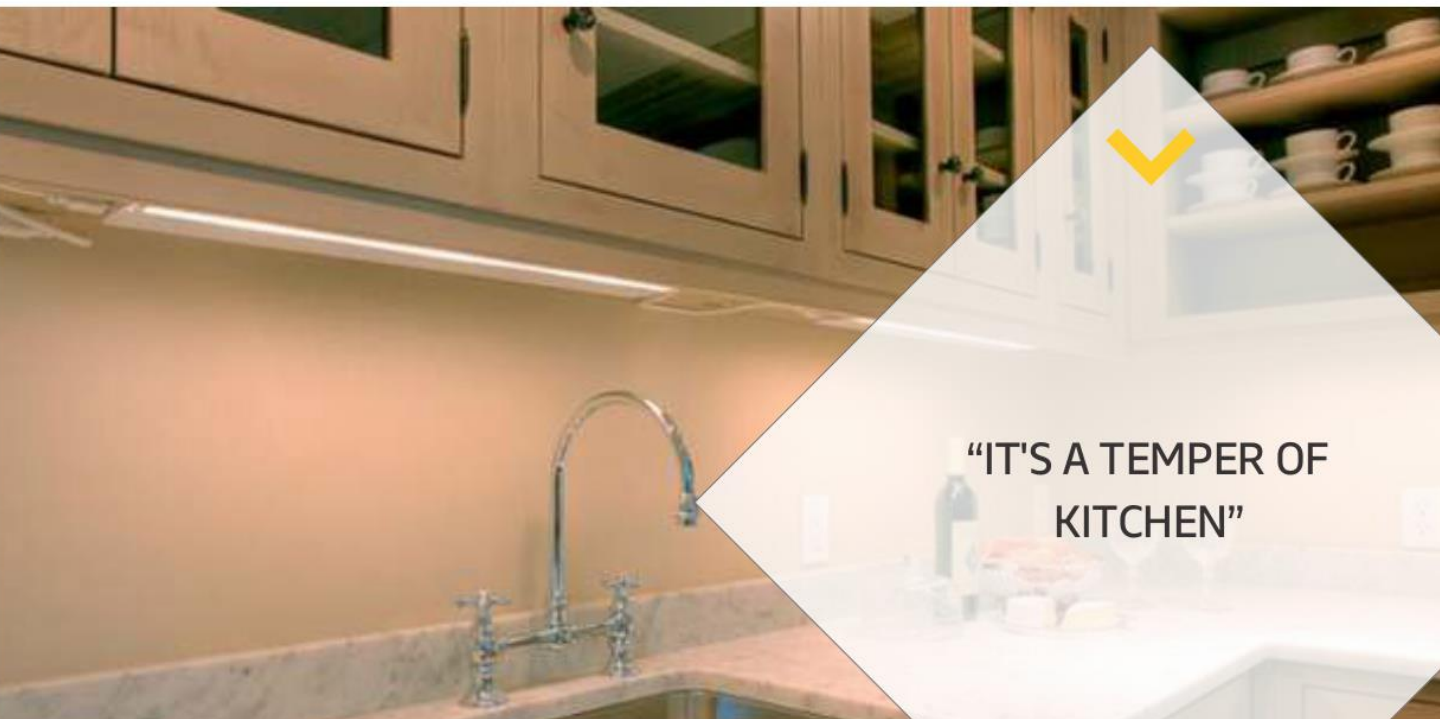
SLIM CABINET PROFILE LIGHT AC

Led cabinet light is thin and can be mount it anywhere; this light is used under cabinet and go perfectly with any furniture and cabinet.

SPECIFICATION

Size Available: 300mm,
600mm & 900mm

Controller: Door Switch / 220 V
sensor can be used with this
slim light to control light on and
off



**"IT'S A TEMPER OF
KITCHEN"**

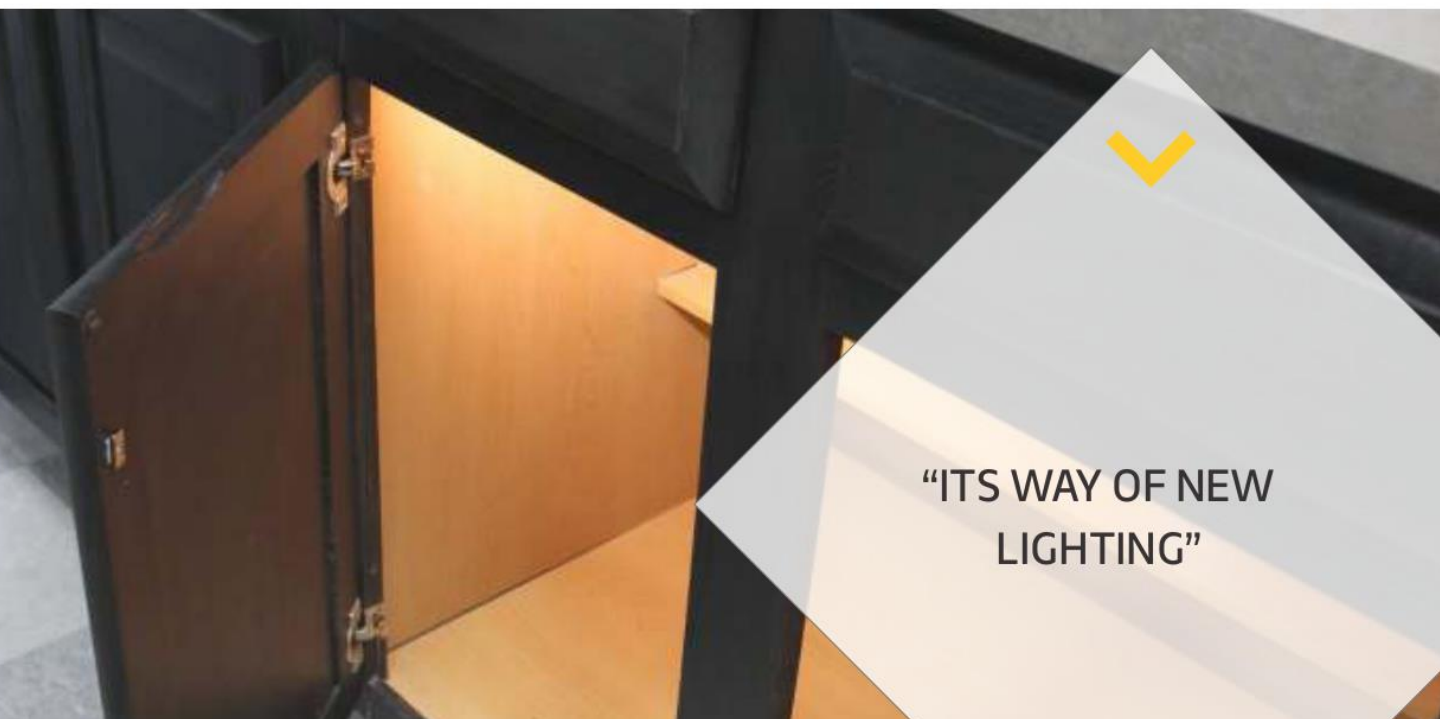


DOOR TRIGGER SENSOR 220V AC

It is a short distance IR sensor ; it's ON or OFF is controlled by the opening and closing of the door; When you open the door, the sensor detects the motion and turns on the lights. The lights will be switched off until the door is closed.

SPECIFICATION


- Power source : 220-240V/AC
- Detecting distance : 5-8cm





UNDER CABINET LIGHT DC

LED under cabinet light 600mm and 900mm two standard length Two rows of led beam Hand shaking sensor switch avoid to touch the lamps frequently and keep it tidy Built in blue indicator SMD when the lamp OFF ; the indicator ON ; You can find the switch in the night easily





DRAWER CABINET LIGHT / SURFACE DC

Drawer light ease your job of searching through your drawer and by providing a dedicated light for each storage space ; The inbuilt sensor installed inside the drawer cabinet gets activated by the moment of Door automatically switch on and off as you open and close the drawer shutter.

SPECIFICATION

- Size - 600mm cabinet, 900mm cabinet





Cut to size
drawer light

LED DRAWER LIGHT CUT TO SIZE OPTION FROM WOODMECH DC

The LED Drawer Lights by Mochen Kitchens ease your job of searching through your drawer contents by providing a dedicated light for each storage space. The inbuilt sensor installed inside the drawer/cabinet gets activated by the movement of door, automatically switching on and off as you open and close the drawer/shutter. The LED Drawer Light provides you flexibility to install in two different ways: Side Installation for drawers (in case of space restriction) and top installation for drawers with CUT TO SIZE OPTION

SPECIFICATION

- Finish: Aluminium
- Sizes Available: 450mm, 600mm & 900mm
- Color: White & Warm White



"IT'S A TEMPER OF
KITCHEN"



DOUBLE DOOR TRIGGER WARDROBE LIGHT DC

Wired LED Closet Light with Twin Sensor

Wired LED closet lighting is a great way to provide your wardrobe with a touch of luxury. This door trigger sensor closet light boasts twin sensors allowing for installation between left and right wardrobe doors.

The light features a Warm white colour temperature

SPECIFICATION

- Finish: Aluminium
- Length: 900mm



**“IT'S A TEMPER OF
KITCHEN”**



ROUND LED PUCK LIGHT DC

Puck light with Ring lighting effect ; it is fixed by screw ; The light body is made of high quality SS material with Gold plating ; The Light can be used in different places such as Kitchen and Wardrobes etc.

SPECIFICATION

- Watt-1.5 W
- Cable -1500 mm





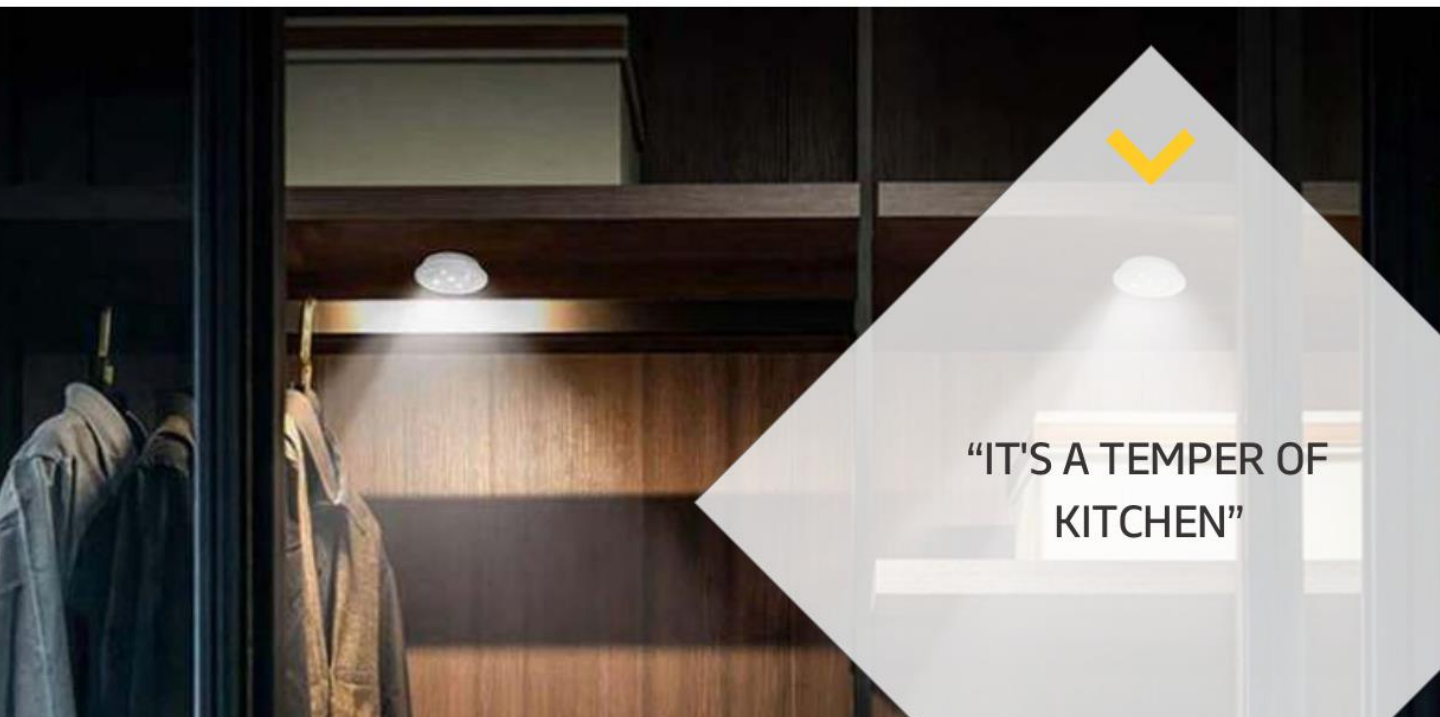
BLACK PUCK LIGHT WITH PIR MOTION SENSOR DC

PIR Sensor for automatic operation - Switches on automatically in human presence within 1 meter range.

Sleek design, easy to install.

APPLICATION

- Cabinet Lighting, Pathway lighting, staircase lighting, corridor lighting, pathways and lobbies.

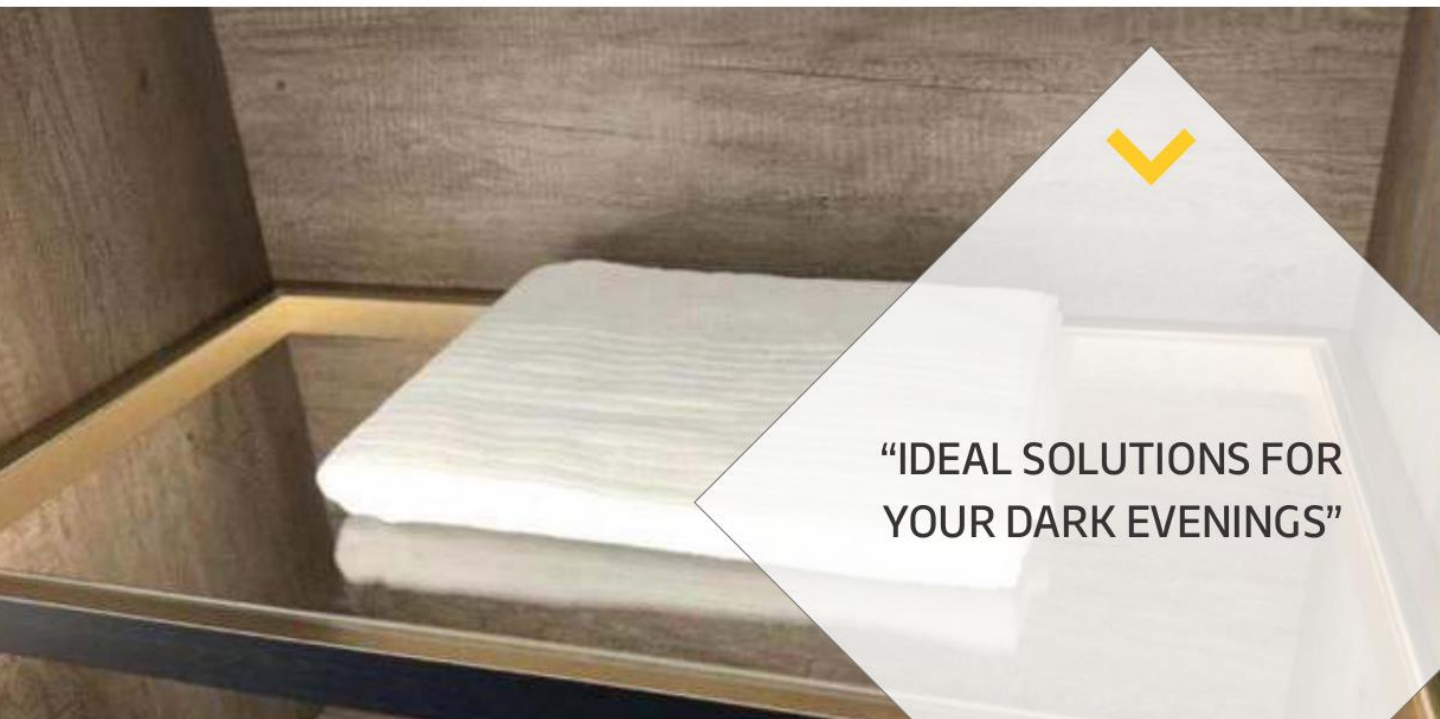


"IT'S A TEMPER OF KITCHEN"



UNDER CABINET SHELF LIGHT DC

This lamp is an innovative design shelf light The surface of the lamp can hold glass
Lamp body is high quality aluminium; anodised surface Bearable weight 60KG



**“IDEAL SOLUTIONS FOR
YOUR DARK EVENINGS”**



Available with
8mm head



IR SENSOR DOOR TRIGGER DC

The switch is contactless switch using IR sensor technology; Sensing distance is upto 8cm, By opening and closing the door in front of the switch the connected LED light are switched on and off automatically

SPECIFICATION

- Power supply DC 12V
- Max. switching capacity 60w
- Cable length 1500mm
- Sensor distance 5-10cm
- Application:- Cabinets, wardrobes & drawers
- Dust proof against solid things & water proof level IP 20



“LIFE WILL GET BRIGHTER”



WAVE SENSOR SWITCH DC

The switch is contactless switch using IR sensor technology; Sensing distance is upto 8cm, by shaking the hand in front of the sensor the connected LED light are switched on and off automatically ; The LED Sensor Switch is the ideal solution whenever you need to operate lights without touching a switch.

SPECIFICATION

- Electricity - Saving
- Long Lifespan Wave Sensor Switch
- Max Sensing Distance Can Upto 8cm
- Cable length 1500mm
- Application:- Cabinets, wardrobes & drawers
- Dust proof against solid things & water proof level IP 20





DIMMER TOUCH SENSOR SWITCH DC

The dimmer controls the LED light by touching button ; Briefly touching the button switches the light on or off ; Keep touching the button steplessly controls the brightness of the light.

SPECIFICATION

- Electricity - Saving
- Long Lifespan Dimmer Sensor Switch
- Cable length 1500mm
- Application:- Cabinets, wardrobes & drawers
- Dust proof against solid things & water proof level IP 20



“WALK TOWARDS A
BRIGHT FUTURE”

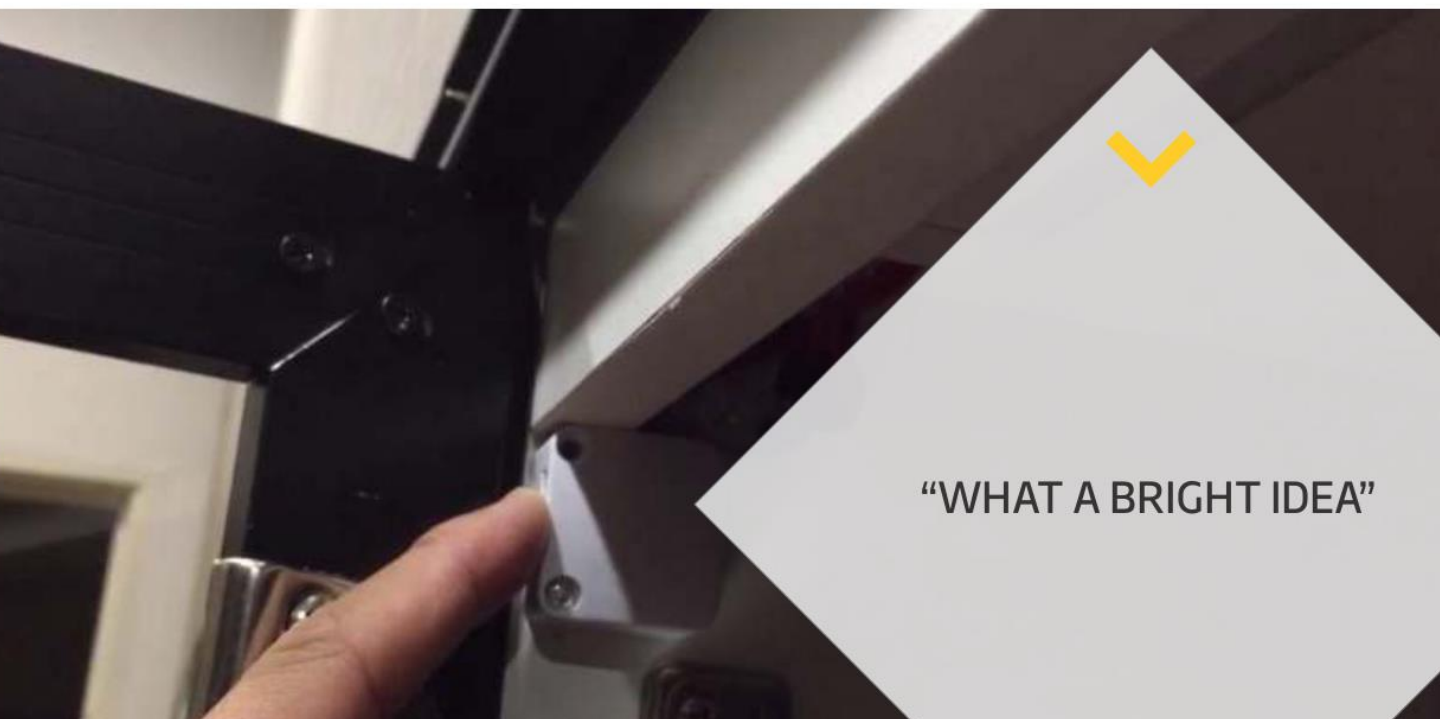


DOOR CABINET SWITCH AC/DC

Door Cabinet Switch to be used in each cabinet to control On/Off lighting.

SPECIFICATION

- Colour available WH / BL





FLEXIBLE LED STRIPS DC

26-28 Lumens Per LED
Wide Range Illumination
Can Be Cut As Per The Required
Length Bend To Form Whatever Shape Is
Desired
Double Copper PCBS Copper Based Led
Less Running Cost
12V/24V 120 Chips / 240 Chips Available
Color Available - WH/WW/NW

SPECIFICATION

- 12V/24V Constant Voltage
- 5 Meter Length
- High Quality Copper 2835 SMD LED Chip
- 30,000 Lifetime Hours
- >85 Color Rendition Index (CRI)
- Strong Blue Tape, Super Bright, 5 Meter Roll, Double Copper PCBS, Copper Base LED.



“THE CORRECT IDEAS TO
BRIGHT IDEAS”



DRIVER'S DC

LED strips, unfortunately, are not as simple as traditional incandescent light bulbs when it comes to installation and set up. Because they run on low voltage DC, they require a power supply device that converts 240V AC into 12 V (depending on your location) into the voltage signal that LED strips can use. Below is our simple, no-stress, 3-step guide that will help you select a power supply.

SPECIFICATION

- The first step is to figure out what the voltage of the LED strip is. The majority of LED strips available on the market run at 12V DC.
- Determine the power draw of the LED strip.
- Determine the connection method.
- Available in 2AMP, 5AMP, 10 AMP



**“WALK TOWARDS A
BRIGHT FUTURE”**

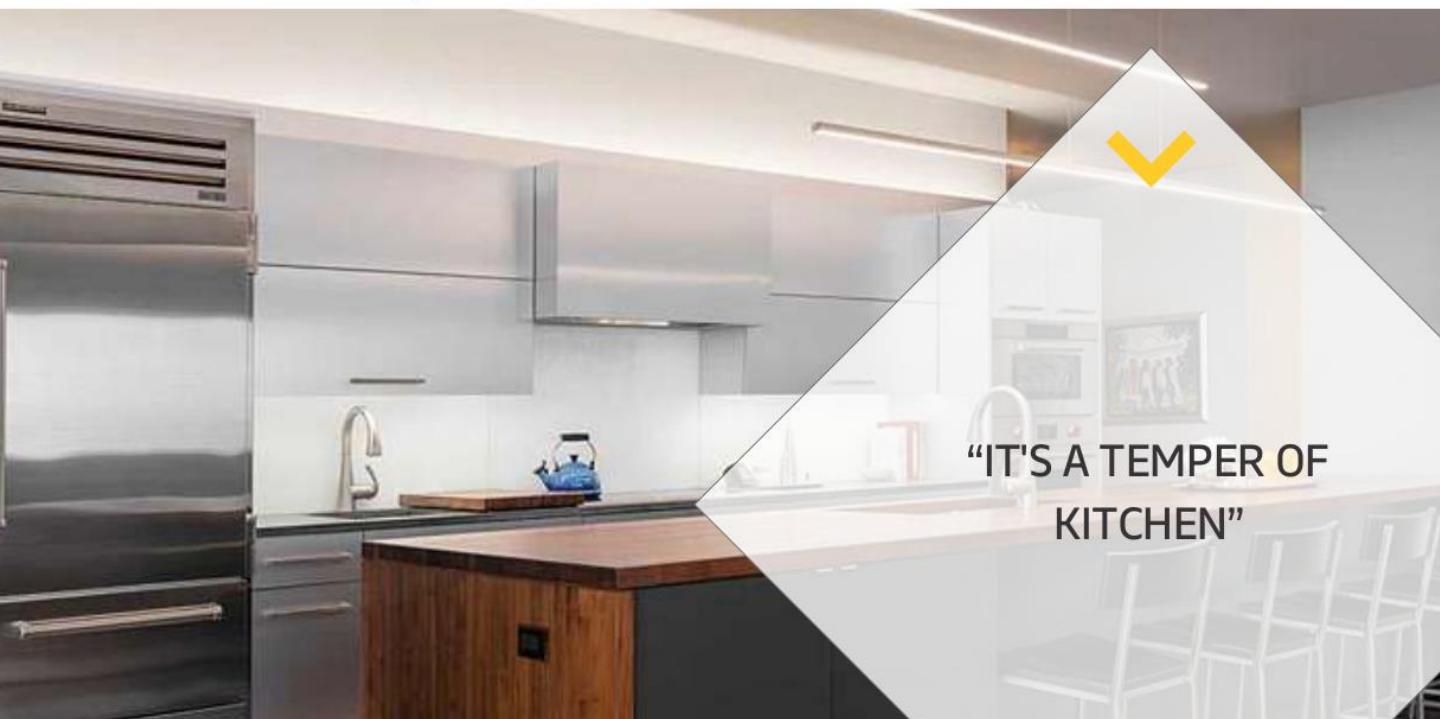


LED CONTROL SYSTEM DC

The important element of any LED Lighting system is the Driver. WOODMECH comprises of smart, sleek and modular Drivers available for different light configuration systems 12V for easy understanding and require mere plug and play to install and operate. The WOODMECH LED Drivers comes with different wattages 24 and 60 to select your requirements

SPECIFICATION

- Available in 2AMP, 5AMP



**"IT'S A TEMPER OF
KITCHEN"**



BATTERY PUCK LIGHT

The light will switch on when detecting human moving within detecting range. The light will switch off after human leaving or stop moving for 15 seconds. If turn on 4-6 times/day, the working time is 2 months.

SPECIFICATION

- Using High Brightness Led
- Electricity - Saving
- Long Lifespan PIR Motion Sensor Switch
- Max Sensing Distance Can Upto 1.5 Meter
- Clip Mounted
- Magnet Mounted
- Size - 70mm * 25mm
- Voltage - 3.7 VDC, Power 1.2 W
- CCT (K) - NW 4000K





RECHARGEABLE PIR BAR LIGHT BATTERY

Under Cabinet Panel Light rechargeable
battery type 200mm.

SPECIFICATION

- Sensor PIR
- Light Length 200mm
- Color WW/WH



“ENLARGE YOUR
ILLUMINATION”



INSIDE / UNDER CABINET LIGHT BATTERY POWERED RECHARGEABLE

Under/Inside Cabinet Light uses the latest PIR sensor to provide a contactless controlling experience. It is optimized for using in the kitchen and installing under the kitchen cabinet. It comes with a strong lithium battery and thus NO power wiring needed for installation like others. A super bright edge-lit lighting panel gives the proper working lighting on your kitchen counter.

SPECIFICATION

- Finish: Aluminium
- Sizes Available: 600mm



**"IT'S A TEMPER OF
KITCHEN"**



CABINET HINGE LIGHT WITH BATTERY

Our new Cabinet Hinge Light is a compact self-contained unit with a 12v battery included.

It is easily fitted to any standard kitchen cabinet hinge, the whole process takes no more than a couple of minutes.

The Hinge Light has a built in mechanical switch which when pressed switches off the light, this occurs when the cabinet door is closed. Upon opening the door, the switch will be de-pressed and the light will switch on and remain on until the door is closed again.

Most kitchens have several cabinets, each door with 2 hinges, use a many cabinet lights as necessary to effectively illuminate your cabinet.

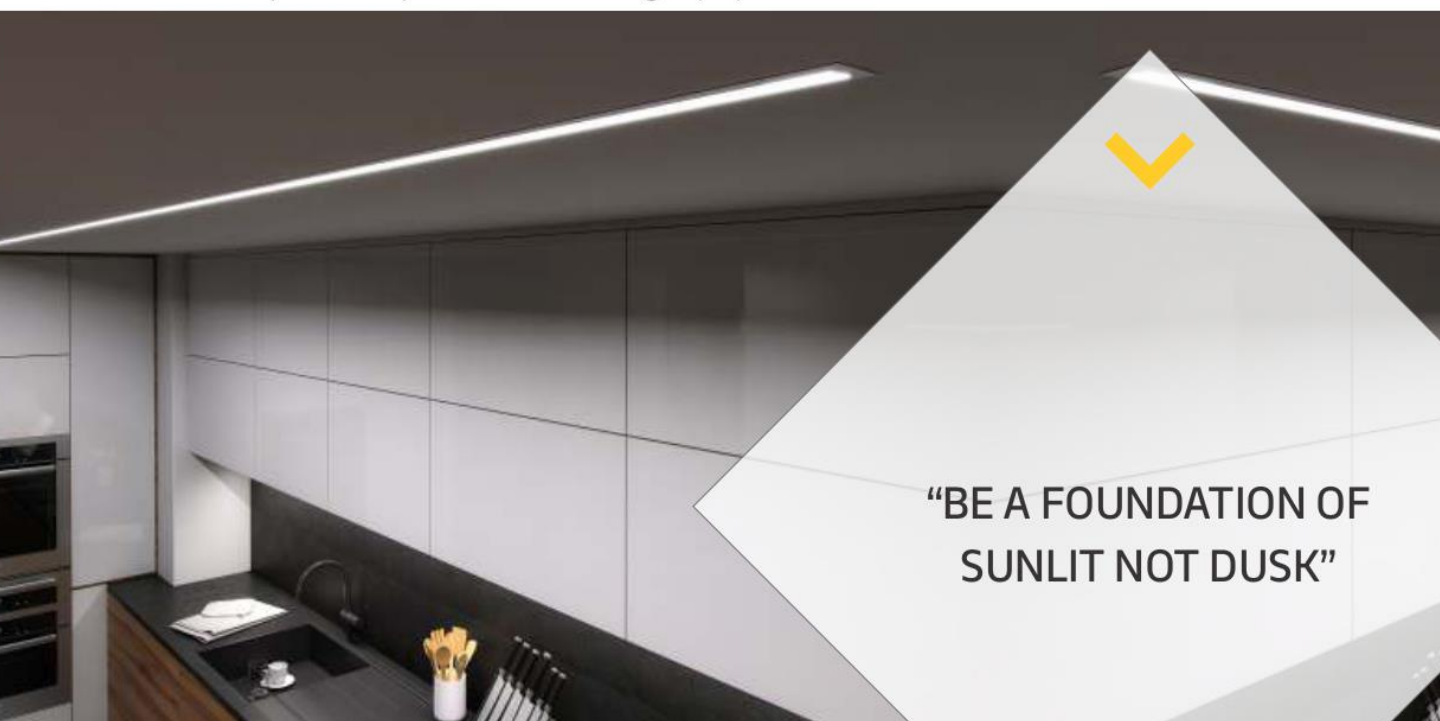




ALUMINIUM CHANNEL FOR LED STRIP FLUSH MOUNTING

Grove profiles are prominent in Modular Kitchen and Wardrobes when you use led 120/240 bulbs its effect in combination with /Door Switch /trigger sensor in each cabinet adds the beauty to overall product portfolio ;Profile lighting give the space in the kitchen and Wardrobes a different look. Different types of profile especially 17 mm can be introduced within the cabinets to illuminate, the drawers, cabinets and under cabinet.

For max 5mm -12 mm wide flexible or Rigid led strip frosted diffused milky diffuser with clamp ends caps and 2 mounting clips per meter.

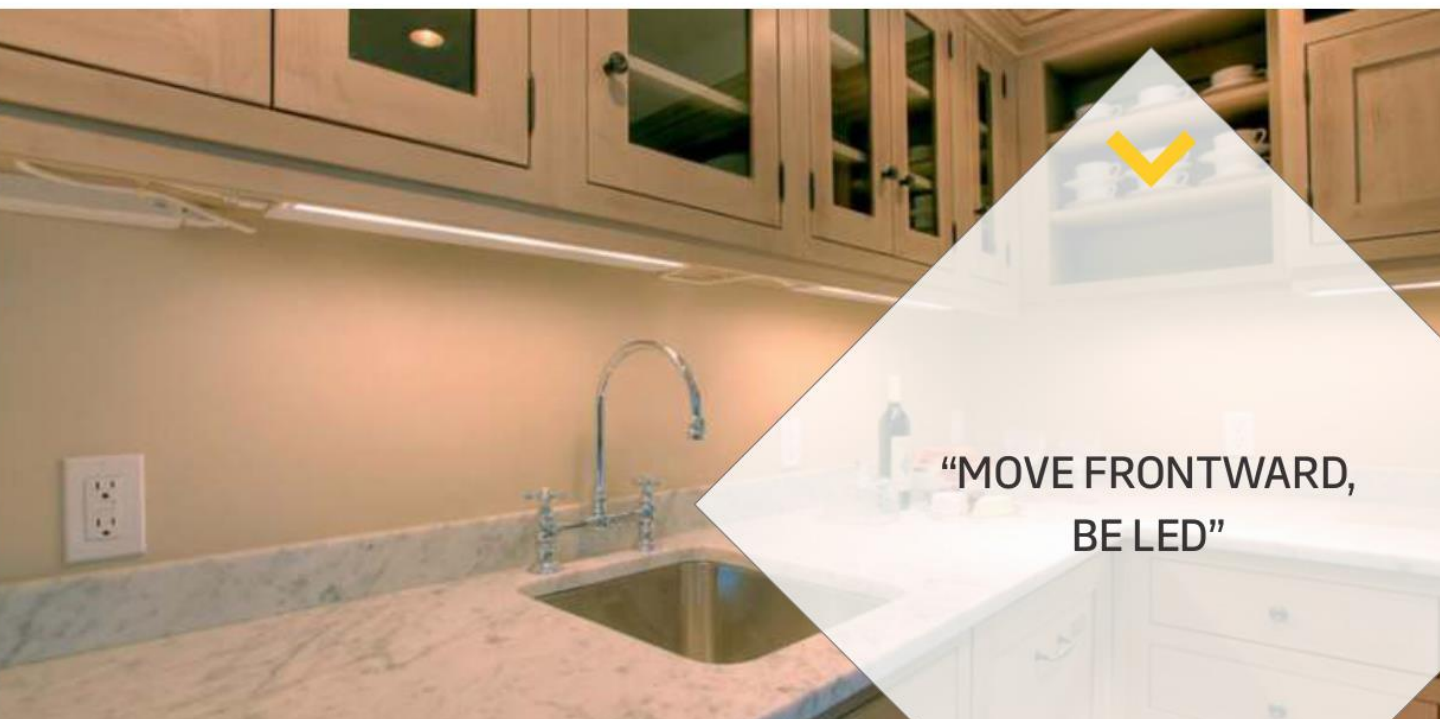


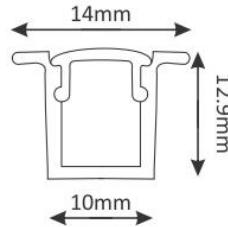
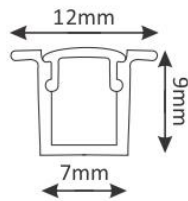

“BE A FOUNDATION OF
SUNLIT NOT DUSK”



ALUMINIUM CHANNEL FOR LED STRIP 90 DEGREE CORNER

Corner aluminium profile Opal PC diffuser supplied with 2X end caps and 2 mounting clips per meter.



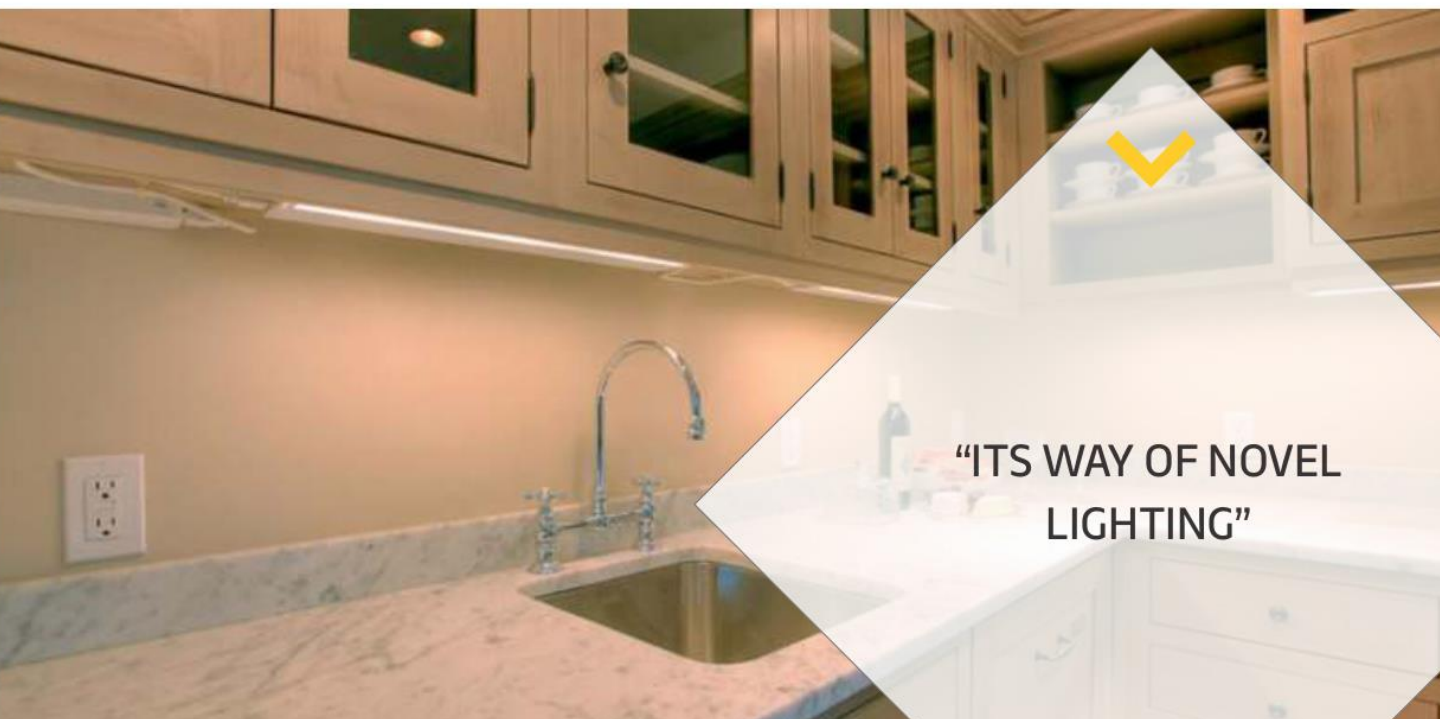


ALUMINIUM CHANNEL FOR LED STRIPS FLUSH MOUNTING SLIM PROFILES

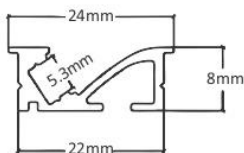
Aluminium channel for your led strip light; These slim profiles are much in demand currently as they look amazing and a great housing for led strips with no visible dots even if you use 120 chip led strip as compared to other linear profile ; 12mm and 14 mm can be introduced within the cabinets to illuminate; the drawer cabinet and under cabinet.

Specification

- Size - 12mm, 14mm



“ITS WAY OF NOVEL
LIGHTING”




45 DEGREE CONCEAL PROFILE

The 45 degree aluminium profiles are available in standard lengths of 3000 mm and can be cut-to-size as per your specific requirements. The Profiles are available in silver, brushed finish to match your interiors.

The light profiles create an illumination that can be directed at a place where it is required, making them extremely functional.

SPECIFICATION

- Finish: Aluminium
- Length: 3 meters



“IT'S A TEMPER OF
KITCHEN”



HANGER ROD

The hanger led wardrobe bar is sleek and sturdy ; Led fixture that makes your wardrobe shine either as a stand-alone; sensor and door cabinet switch can be added as additional accessories for ON/ OFF lighting.

SPECIFICATION

- Can be customized as per the wardrobe size.
- LED120/240 Chips.
- Color available WW/NW/WH LED strip.



“IT'S A TEMPER OF
KITCHEN”



Kitchen | Wardrobe | Bathroom | Bar | Accessories Solutions

Choose to shine shift to MOCHEN Approachable lighting Solution

Akbarpur Barota Industrial Area, Safiabab Road, in front
of HP Petrol pump , Near Narela Industrial Area, Dist.
Sonipat, Haryana 131103

www.mochen.in | info@mochen.in



1800 – 102 – 0654

Follow us

